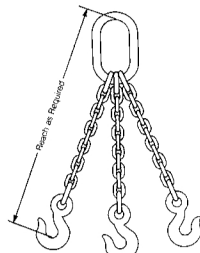
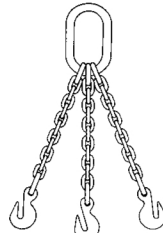




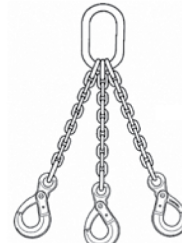
Cam-Alloy Chain Slings Triple Type: T



Type TOS



Type TOG

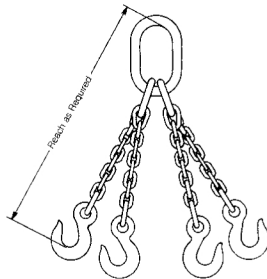


Type TOSL

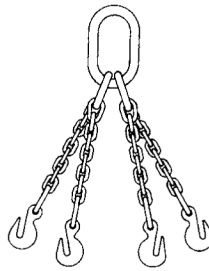
Chain Size		System	Oblong Master Link							Working Load Limit						
			Nominal Size Material		Inside Dimensions					Triple at 60°		Triple at 45°		Triple at 30°		
					Width		Length			lb	kg	lb	kg	lb	kg	
in.	mm	in.	mm	in.	mm	in.	mm	in.	mm	lb	kg	lb	kg	lb	kg	
9/32	7	10	13/16	21	3	76	6	152			11,200	5,100	9,100	4,100	6,450	2,900
3/8	10	10	1 1/8	29	4	102	8	203			22,800	10,300	18,600	8,400	13,200	6,000
1/2	13	10	1 1/4	32	4	102	8	203			39,000	17,700	31,800	14,400	22,500	10,200
5/8	16	10	1 5/8	41	5 1/4	133	10 1/2	267			58,700	26,600	47,900	21,700	33,900	15,400
3/4	20	10	1 7/8	48	6	152	12	305			91,700	41,600	74,900	34,000	53,000	24,000
7/8	22	10	2 1/4	57	8	203	16	406			110,900	50,250	90,600	41,050	64,000	29,050
1	26	8	2 1/4	57	8	203	16	406			123,900	56,900	101,200	46,500	71,500	32,800
1 1/4	32	8	2 3/4	70	9	229	16	406			187,800	85,200	153,400	69,600	108,400	49,200

Dimensions are approximate. Triple chain slings are available in other combinations. These items are made to order.

Cam-Alloy Chain Slings Quadruple Type: Q



Type QOS



Type QOG



Type QOSL

Chain Size		System	Oblong Master Link							Master Coupling Link						Working Load Limit								
			Nominal Size Material		Inside Dimensions					Nominal Size Material		Inside Dimensions				Quad at 60°		Quad at 45°		Quad at 30°				
					Width		Length					Width		Length		lb	kg	lb	kg	lb	kg			
in.	mm	in.	mm	in.	mm	in.	mm	in.	mm	in.	mm	in.	mm	in.	mm	in.	mm	lb	kg	lb	kg	lb	kg	
9/32	7	10	13/16	21	3	76	6	152	17/32	13	1 1/2	38	2 5/8	67					11,200	5,100	9,100	4,100	6,450	2,900
3/8	10	10	1 1/8	29	4	102	8	203	25/32	20	1 5/8	41	2 7/8	73					22,800	10,300	18,600	8,400	13,200	6,000
1/2	13	10	1 1/4	32	4	102	8	203	1	25	3	76	5	127					39,000	17,700	31,800	14,400	22,500	10,200
5/8	16	10	1 5/8	41	5 1/4	133	10 1/2	267	1 1/4	32	4	102	6	152					58,700	26,600	47,900	21,700	33,900	15,400
3/4	20	10	1 7/8	48	6	152	12	305	1 1/2	38	4	102	6	152					91,700	41,600	74,900	34,000	53,000	24,000
7/8	22	10	2 1/4	57	8	203	16	406	1 3/4	44	4	102	6	152					110,900	50,250	90,600	41,050	64,000	29,050
1	26	8	2 1/4	57	8	203	16	406	1 7/8	48	5	127	7	178					123,900	56,900	101,200	46,500	71,500	32,800
1 1/4	32	8	2 3/4	70	9	229	16	406	2 1/8	54	6	152	9	229					187,800	85,200	153,400	69,600	108,400	49,200

Dimensions are approximate. Quadruple chain slings are available in other combinations. **NOTE:** In practice hooks on "Q" slings are in the plane opposite that shown. † See Oblong Master Link Sub-Assembly for complete dimensions. These items are made to order.